

Lay-in/surface-mounted luminaire - Opal diffuser - direct distribution

Extremely flat white powder coated aluminium frame, installation height 13 mm, galvanised sheet steel cover suitable for ceilings with exposed T-bars. Housing colour traffic white RAL 9016; Direct light distribution using opal acrylic diffuser. External LED driver. Flexible 40cm long connecting cable wired to the luminaire via a plug system ready for operation. Note on protection rating: IP20 for surface mounted installation, IP40 for mounting in suspended ceiling grid. Recommended accessories: please order the surface-mounting frame PE-AR 600/625 and feed-through wiring box DV-BOX ET for convenient connection to the control gear separately.

## CHARACTERISTICS

Order number	60264034110
EAN number	4020863369713
Commodity code	94051190
Certification mark	IP 40/20, Protection class II, F, Indoor, CE
Impact resistance (IK rating)	IK02
Ambient temperatur	ta 25°C
Warranty period	5 years
State funding programs	BEG - Federal funding for efficient buildings (valid only for Germany)

## ELECTRICAL ENGINEERING

Controller	Electronic driver (1 pcs.)
System output	30W
Mains voltage	230V/50Hz
Circuit breakers (inrush current)	15 pieces/B10, 25 pieces/B16, 26 pieces/C10, 42 pieces/C16

## LIGHTING TECHNOLOGY

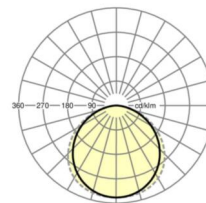

Placement	LED, Colour rendering/Light colour CRI $\geq$ 80 / 4000K
Colour tolerance (MacAdam)	5SDCM
Nominal luminous flux	3790lm
LED service life	50000h L80/B50 (Tq 25°C)
Luminaire luminous efficiency	126lm/W
UGR lat./long.	20.9 / 21.5

## MECHANICS

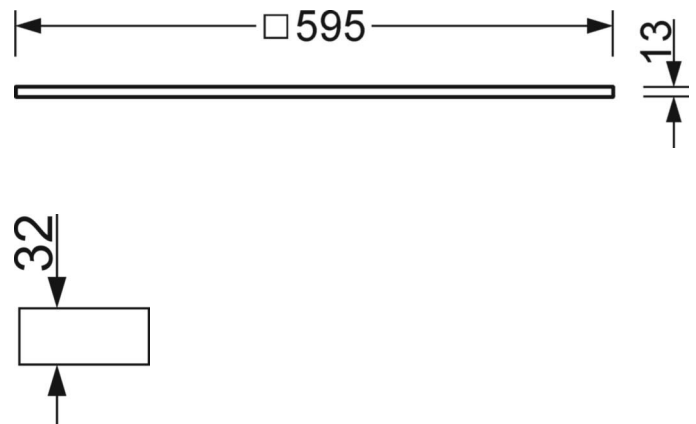
Housing colour	traffic white RAL 9016
Dimensions (LxWxH/DxH)	595mm x 595mm x 13mm
Depth	13mm
Ceiling system	Ceilings with visible T-rails [s-TS] (600x600 mm)
Installation depth	100mm [s-TS]; 100mm [s-TS] min
Weight (net)	3kg
Type of installation	Recessed mounting, Ceiling-mounted single installation

## DEEP-LINK

<https://www.regiolum.de/en/article/60264034110>



Reference	LED 3800lm 840
$\eta_{LB}$	100 %
$\Phi_{\downarrow/\uparrow}$	100 % / 0 %
UGR lat./long.	20.9 / 21.5



## Dimensions

L	595 mm	Length
B	595 mm	Width
H	13 mm	Height
T	13 mm	Depth
DS min	10 mm	Ceiling thickness minimum
DS max	20 mm	Ceiling thickness maximum
Et(min)	100 mm	Ceiling distance minimum - minimum dimension (visible T-rail)
Et(TS)	100 mm	Ceiling distance minimum - recommended (visible T-rail)
MLTS1	600 mm	Module dimension length (visible T-rail)
MLTS_1/2	600	Module dimension length (visible T-rail) 1/2
MBTS1	600 mm	Module dimension width (visible T-rail)
MBTS_1/2	600	Module dimension width (visible T-rail) 1/2
KL	103 mm	Length luminaire head or box for ballasts
KB	67 mm	Width luminaire head or box for ballasts
KH	30 mm	Height luminaire head or box for ballasts

